

We.  
Build



Better  
than  
the Best

**SUNKOLL** ©

ABILITY ♦ STABILITY ♦ DURABILITY

नए भारत की नई ताकत

# **SUNKOLL**®

**ABILITY ♦ STABILITY ♦ DURABILITY**

नए भारत की नई ताकत

The main purpose of Sunkoll Group is to achieve dream of people and to provide best solution to enrich their lifestyle

## **Principles of the Sunkoll Group**

### **♦ •Our Responsibility**

- Sunkoll Group believes in keeping accounts fair.
- Sunkoll Group works with a spirit of sportsmanship.
- Sunkoll Group is eager to keep its word.

### **♦ •Customer satisfaction and the purpose of a variety of facilities**

- Sunkoll Group conducts systematic speech behavior with each customer.
- Sunkoll Group works with a policy of mutual benefit.
- Sunkoll Group analyzes customer needs.
- Sunkoll Group offers quick solutions to customer problems.

### **♦ •Sunkoll Group is constantly evolving.**

### **♦ •Sunkoll Group remains committed in every situation.**

### **♦ Sunkoll Group with respect to all with each other Believes in working with co- operation.**



## Sunkoll Gel Tile Adhesive

**Sunkoll Gel Tile Adhesive is a ready-mix acrylic adhesive.**

- How to use:** Sunkoll Gel Tile Adhesive is a ready-mix adhesive. Apply it on both surfaces with the help of a trowel but remember to apply within 10 to 15 minutes after opening the adhesive packing.
- Usage:** For sticking tiles on cement sheet, plywood, sun mica, MDF sheet
- Advantages:** It is an ecofriendly product. Is a fast drying product.
- Packing:** Available in 5 and 20 kg



## Sunkoll Ecoflex (S-053)

**Sunkoll Ecoflex (S-053) is a polyurethane base heavy tiles, stone joint 2-part adhesive.**

- How to use:** Mix both the parts of SunkollEcoflex (S-053) properly in the bucket from the mixer machine. Be sure to use the mixture within 30 minutes.
- Usage:** The use of SunkollEcoflex (S-053) where the heavy stone on the vibrated part is Thai for laying tiles. Tiles, stone can be laid on plywood, iron plate or cement seat.
- Advantages:** Being a polyurethane property, it strengthens the grip for a long time.
- Packing:** Available in 4 kg



## Sunkoll Glass marble Adhesive

**C2 TEST1**

COMPLIANT WITH  
EN 12004 STANDARD

- How to use:** Add 6.5 ltr. Water in 20 kg.Sunkoll Glass marble Adhesive and make a mixture which can be used in in 0.5 to 1 hour. Apply with a trowel, stick the tiles in 10 to 15 minutes, and fill the joint after 24 hours.
- Usage:** Used for high strength bonding such as granite, white marble, china mosaic, glass tiles, swimming pool tiles.
- Coverage :** 50 feet per 20 kg (from 3mm travel application)
- Packing:** Available in 20kg



## Sunkoll Premium STA

**C2 TEST1**

COMPLIANT WITH  
EN 12004 STANDARD



**Sunkoll Premium STA is a high strength cement based polymer base tiles adhesive.**

- How to use:** Add 6.5 ltr. Water in 20 kg.Sunkoll Premium STA, and make a mixture which can be used in in 0.5 to 1 hour. make a paste and apply it with a trowel, stick the tiles in 10 to 15 minutes, fill the joint after 24 hours.
- Usage:** Granite, heavy stone in the outer wall, tiles for stone elevation and marble sticking.
- Coverage :** 50 feet in 20 kg (from 3mm travel application)
- Packing:** Available in 20kg



## Sunkoll NSA (K01)

**C2 TE**

COMPLIANT WITH  
EN 12004 STANDARD



**Sunkoll NSA (K01) is a polymer cement based powder, water and frost resistant tiles adhesive.**

- How to use:** Add 6.5 ltr. Water in 20 kg. Sunkoll NSA (K01) and make a mixture which can be used in 0.5 to 1 hour. Make a paste and apply it with a trowel.
- Usage:** For sticking tiles on outside / inside wall, floor tiles, vitrified and tiles.
- Coverage:** 50 feet per 20 kg (from 3mm travel application)
- Packing:** Available in 20 and 30 kg



## Sunkoll NCA (K02)

**C2 T**

COMPLIANT WITH  
EN 12004 STANDARD



**Sunkoll NCA (K02) is a polymer modified cement based new construction tiles adhesive.**

- How to use:** Add 6.5 ltr. Water in 20 kg Sunkoll NCA (K02) and make a mixture which can be used in 0.5 to 1 hour. Make a paste and apply it with a trowel.
- Usage:** To stick ceramic tiles on top of new wall, floor tiles, tiles.
- Coverage:** 50 feet per 20 kg (from 3mm travel application)
- Advantages:** Prevents cracking on the glaze of tiles.
- Packing:** Available in 20 and 30 kg



## Sunkoll NSA Silver (K03)

**C1 T**

COMPLIANT WITH  
EN 12004 STANDARD

**Sunkoll NSA Silver is a nonsync floor tiles adhesive.**

- How to use:** Mix (Sunkoll NSA Silver: Water) in 3: 1 ratio and apply on clean surface in required quantity which can be used for 1 to 1.5 hours only. After laying the tiles in 10 to 15 minutes, the tiles are ready to fill the joints after 24 hours.
- Usage:** For laying ceramic tiles inside new construction.
- Coverage:** 50 feet per 20 kg (from 3mm travel application)
- Packing:** Available in 20kg



## Sunkoll Tile Fixer (K07)

**C1 T**

COMPLIANT WITH  
EN 12004 STANDARD

**Sunkoll Tile Fixer (K07) is a cement mixed tile fixer on site.**

- How to use:** Sunkoll Tile Fixer (K07) is used to make 50 kg of cement mixture for laying floor tiles. Tiles can be laid by leveling the material on the flooring surface by mixing 1 pouch of Sunkoll Tile Fixer (K07) in approximately 15 liters of water with cement.
- Usage:** Dougho (Machad) is used for laying tiles in flooring.
- Advantages:** Increases flexibility and grip strength when laying tiles.
- Packing:** Available in 500g



## Sunkoll Tile Spacers



Sunkoll Tile Spacers are a useful part made from high quality plastic.



**Usage:** Sunkoll Tile Spacers are useful for leveling joints of vitrified, granite, marble, and tiles.

**Packing:** 2mm, 3mm, 4mm, 5mm, 6mm, 8mm, 10mm

## Sunkoll Stone Lobster



Sunkoll Stone Lobster is a back stone primer.



**How to use:** Apply Sunkoll Stone Lobster on the back side of the stone free from oil, grease, dust then apply without mixing anything on the surface with a brush. Immediately after applying Sunkoll Stone Lobster Primer, apply adhesive on the wall and stone and stick the stone on the wall.

**Usage:** For sticking stone on wall, for sticking tiles on tiles, for primer coat

**Advantages:** Works immediately after applying primer, gives a long grip of stone and wall adhesive.

**Packing:** Available in 500 g, 1 and 3.5 kg

## Sunkoll Tile Lobster



Sunkoll Tile Lobster is a back tile primer.



**How to use:** Apply Sunkoll Tile Lobster to the back side of the tiles free of oil, grease, dust then apply without mixing anything on the surface with a brush. After applying Sunkoll Tile Lobster primer, adhesive can be applied on the wall and tiles and the tiles can be glued on the wall.

**Usage:** For sticking large tiles on the wall, for primer coat before sticking tiles on tiles

**Advantages:** Works immediately after applying primer, gives a long grip of stone and wall adhesive.

**Packing:** Available in 500 g, 1 and 5 kg

## Sunkoll BlockFixo (K05)



Sunkoll BlockFixo is a silica polymer base block joint mortar.



**How to use:** Add 8 Ltr. Water in 25 kg. bag /add 12 Ltr. Water in 40 kg. bag and use. Mix & apply the mixture in 3 to 5 mm thickness in 10 to 15 minutes. Apply in thickness.

**Usage:** R.C.C. And to attach lightweight blocks to larger buildings

**Advantages:** Increases bonding strength, does not require curing

**Packing:** Available in 25, 40 kg

After 28 Days	
Tensile strength	Shear Stress
8 KN*	7 KN*



## Ready Mix Plaster (K-06)

Ready Mix Plaster (K-06) is a ready-to-use polymer plaster.

- How to use:** Cure the wall with water before applying Ready Mix Plaster (K-06). **First coat:** Pour more water to make a thinner material and apply a coat. **Second coat:** Add 15 liters of water in 40 kg. bag as per requirement, mix with a blender and apply the required coat on the wall.
- Usage:** Bridge joint for outside and inner wall leveling, tunnel where permanent flexible surface is required.
- Advantages:** Being ready to use mixture, it saves time and being polymer free, it does not require much curing.
- Packing:** Available in 40kg



## Sunkoll Floor Hardener

Sunkoll Floor Hardener is a non-metallic polymer cement base hardener.

- How to use:** After leveling the top surface of RCC and CC (cement concrete) flooring, apply Sunkoll Floor Hardener 3 mm. maintain the thickness and spray then finish the top surface with a trimix machine.
- Usage:** RCC and CC (cement concrete) are used to increase hardness on industrial flooring.
- Packing:** Available in 25 and 40 kg. P.P. bags



## Sunkoll Paver Block Hardener (H02)



Sunkoll Paver Block Hardener (H02) is used to fasten concrete setting time.

- How to use:** Pour 300 ml to 1 liter as per required in mixture made from 50 kg cement bag.
- Usage:** For fast setting of paver block, cement concrete work, for hardening of reinforced concrete
- Packing:** Available in 230 kg. drums



## Sunkoll RCC Hardener (H03)



Sunkoll RCC Hardener (H03) is used to fasten the setting time of concrete.

- How to use:** Pour 250 ml to 1 liter as per required in mixture made from 50 kg cement bag.
- Usage:** R.C.C. For fast setting of cement product, in RCC gutter lid, RCC. In the precast cement pole
- Packing:** Available in 230 kg. drums



## Sunkoll Concrete Mixture



Sunkoll Concrete Mixture is a high quality waterproofing compound for concrete and plaster.

- How to use:** When the concrete mixer is on, add 150 gms to 200 gms in 1 bag of cement.
- Usage:** Make waterproof on the slab, inside the water tank, in the basement, bathroom sink and on the outside side plaster of the wall.
- Advantages:** Waterproofing the new slab prolongs life, does not corrode the slab rods.
- Packing:** Available in 1, 3, 5, 10 and 20 kg.



## Sunkoll Terrace Guard®



Sunkoll Terrace Guard is a heavy-thickness elastomeric waterproofing and heat retention compound.

- How to use:** **First coat:** Sunkoll SBR Acrylic Polymer  
**Second coat:** Mix 20% water in Sunkoll Terrace Guard  
**Third Coat:** Sunkoll Terrace Guard (Brush Application)
- Usage:** Can be applied on slab, cement sheet and vertical surface.
- Coverage:**
- Advantages:** waterproofing, UV Resistant and heatproof.
- Packing:** Available in 1, 5, 10 and 20 kg.



## Sunkoll Terrace Guard Flexy

Sunkoll Terrace Guard Flexy is a UV resistant compound with acrylic fiber water proofing and heat retention.

- How to use:** **First coat:** Sunkoll SBR Acrylic Polymer + Primer  
**Second Coat:** Mix 20% water in Sunkoll Terrace Guard Flexy  
**Third Coat:** Sunkoll Terrace Guard Flexy (Brush Application)
- Usage:** To make terraces, cement sheets, vertical surfaces waterproof
- Advantages:**
- Being rich in fiber prevents cracks from opening due to surface vibration.
  - Being UV resistant as well as white makes the terrace temperature -5 degree.
  - Being acrylic beige creates long lasting waterproofing.
- Packing:** Available in 1, 4, 10 and 20 liters



## Sunkoll 2-Compound



Sunkoll 2-Compound Acrylic Polymer Modified is a high quality waterproofing coating compound.

- How to use:** Apply 1 kg Liquid in 2 kg powder before laying tiles on the surface. Mix the liquid and make a slurry. Clean the surface with water and apply the first coat, let it dry for 4 to 6 hours, then apply the second coat but be careful to apply the first coat and the second coat in a crosswise direction for good results.
- Usage:** on the outside slab, on the balcony and on the floor,
- Advantages:** inside the water tank
- Packing:** 3 kg. (2 kg powder + 1 kg liquid) 15 kg (10 kg powder + 5 kg liquid)



## Sunkoll Green SBR®



Sunkoll Green SBR is an ammonia free eco-friendly product. Which contains 50% solid content. So that using it generates a heavy film. Which is waterproofing for a long time.

- How to use:** Mix 2.5 liters of water, 1 liter of Sunkoll Green SBR and 5 kg. Cement and apply with brush.
- Usage:** Agassi, bathroom, water tank, for waterproofing, for attaching new-old concrete
- Advantages:** Being ammonia free eco-friendly keeps the health of the applicant good.
- Packing:** Available in 500 g, 1, 5, 10 and 20 kg.



## Sunkoll Bond Repair

Sunkoll Bond Repair is a multipurpose bonding agent for waterproofing as well as repair based on 44% styrene butadiene rubber.

- How to use:** Mix 2.5 liters of water, 1 liter of Sunkoll Green SBR and 5 kg. Cement and apply with brush.
- Usage:** New-old RCC. Can be used for connection, for waterproofing, for repairing, as well as in plaster.
- Packing:** Available in 150, 500 g, 1, 3, 5, 10 and 20 kg.



## Sunkoll SBR Acrylic Polymer



Sunkoll SBR Acrylic Polymer is a waterproofing and multipurpose bonding agent. **How to use:**

- How to use:** **First coat:** 1 kg. Sunkoll SBR Acrylic Polymer + 3 kg. Cement + 2nd. Water  
**Second coat:** 1 kg. Sunkoll SBR Acrylic Polymer + 2 kg. Cement + 0.5 l. Water can be used from brush application.
- Usage:** For terrace waterproofing, for cement tank repair, for plaster use, in the joints of tiles, as admixtures.
- Advantages:** Waterproofing and UV. For resistant
- Packing:** Available in 500 g, 1, 5, 10 and 20 kg.



## Sunkoll Wallsil



Sunkoll Wallsil is a silicone base water repellent and waterproofing agent.

- How to use:** Sunkoll Wallsil is a ready-to-use product. Clean the surface from dust, oil and grease then apply with a brush, roll and spray. Do not buff after applying Sunkoll Wallsil. *But remember not to apply in the sun.*
- Usage:** Cement plaster (outside / inside), RCC, foundation, paver block, fiber cement seat and outside / inside painted wall
- Coverage :** 30 to 50 feet per liter
- Advantages:** Makes the wall water repellent.
- Packing:** Available in 1, 5, 10 and 20 kg.



## Sunkoll Wall Sil (S-290)

**Sunkoll Wall Sil (S-90) is a solvent base water repellent agent.**

- How to use:** Sunkoll Wall Sil (S-290) is a ready to use product. Clean the surface from dust, oil and grease then apply with brush, roll and spray, do not buff after applying Sunkoll Wall Sil (S-290). But remember not to apply in the sun. *Avoid flammable substance during application as it is solvent based.*
- Usage:** To make the surface of heritage buildings water repellent, cement plaster, paver block, R.C.C. Work to create a water repellent property
- Coverage:** 30 to 50 feet per liter
- Advantages :** Makes the surface of the wall water repellent.
- Packing:** Available in 1, 5, 10 and 20 kg.



## Sunkoll Wall Putty (SF)



**Sunkoll Wall Putty (SF) is a wall leveling mortar with white cement base polymer.**

- How to use:** Mix as much material as you can use in 1 to 1.5 hours by adding water as per requirement.
- Usage:** Apply primer and putty on exterior / interior wall for finishing as well as before color work.
- Coverage:** Coverage of 12 feet in 1 kg. (200 micron thickness)
- Advantages:** Waterproof, increases coverage in coloring.
- Packing:** Available in 1, 5, 20, 40 kg.



## Sunkoll Coarse Putty



**Sunkoll Wall Putty (SF) is a wall leveling mortar with white cement base polymer.**

- How to use:** Mix as much material as you can use in 1 to 1.5 hours by adding water as per requirement.
- Usage:** Apply primer and putty on exterior / interior wall for finishing as well as before color work.
- Coverage:** Coverage of 12 feet in 1 kg. (200 micron thickness)
- Advantages :** Waterproof, increases coverage in coloring.
- Packing:** Available in 1, 5, 20, 40 kg.



## Sunkoll Crack Packr

**Sunkoll Crack Packr is an acrylic fiber base crack supplement.**

- How to use:** Take out as many ingredients as you can use in 20 minutes and use them to fill the cracks.
- Usage:** To fill in the cracks inside / outside the wall
- Being elastomeric, it prevents cracks from opening due to vibration.
  - Being a ready-to-use product, it does not have stain and can be applied on other cemented surfaces.
  - It is U.V. Resistant Can also be applied on all moist places. (Where there is no running water)
- Packing:** Available in 300g, 800g, 4kg.





## Sunkoll Universal Wall Primer



**Sunkoll Universal Acrylic Wall Primer is an acrylic water base cement primer.**

- How to use:** Before applying Sunkoll Universal Acrylic Wall Primer, clean the wall evenly, then mix the right amount of water and apply it on the wall with a brush / roll.
- Usage:** Used before painting inside / outside the wall.
- Advantages :** Being acrylic bases increases the coverage in water-proof and color work.
- Packing:** Available in 1, 4, 10 and 20 liter tins



## Sunkoll Distemper

**Sunkoll Distemper is an acrylic water base paint.**

- How to use:** Remove dust, particles, oil, loose particles from the water paper on the wall, fill the crack on the wall with sunkoll crack packer, apply sunkoll putty and primer coat on the wall, apply sunkoll Distemper after 6 hours of primer coat. Add 300 to 400 grams of water and coat as per requirement. Wait for 6 hours between each coat.
- Usage:** To paint the wall
- Advantages:** The beauty of the wall is enhanced by the usable properties of the ad stamper.
- Packing:** Available in 2, 5, 10 and 20 kg.



## Sunkoll Tile Grout



**Sunkoll Tile Grout is a polymer modified cementitious grout.**

- How to use:** Add water as per requirement in 1 kg. Sunkoll Tile Grout and mix slowly, then wipe the tiles with a dry cloth, then apply the paste to the joint using a trowel and let it dry for 24 hours. Wipe with a damp sponge around the tiles.
- Usage:** For filling joints of matching color in kitchen, bathroom, and floor tiles
- Advantages :** The life of the joint is extended as the polymer is modified.
- Packing:** Available in 500 g, 1 kg. And 20 kg.

## Sundrop

**Sundrop is a water repellent decorative tiles grout.**



- How to use:** Add 250 to 300 ml water and mix 1 kg Sundrop tiles grout with a blender. Make the mixture which can be used in 30 minutes. Clean the oil and dust from the tiles with a dry cloth, then apply the paste with trowel in the grooves between tiles, granite. After 6 hours remove the excess material with a damp sponge.
- Usage:** Sundrop is used as a supplement to tiles, marble, terraces.
- Advantages:** Feeling of Sundrop tiles grout gives water repellent property on the surface of grout.
- Packing:** Available in 1 kg.



## Sunkoll Tile Epoxy



**Sunkoll Tile Epoxy is a chemical composed of 3 ingredients.**

- How to use:** Mix 200 g resin in 100 g hardener, mix the powder slowly in the mixer and prepare the paste. Be careful of surface oil, keep it grease free, fill the paste between the joints of the tiles with a trowel. After pregrouting dries, wipe it with a damp sponge after 20 minutes.
- Usage:** For filling joints of kitchen, bathroom, swimming pool, floor tiles and stone.
- Advantages:** Makes the joint acid proof.
- Packing:** Available in 1, 5 and 25 kg.

## Sunkoll Acrysealant

**Sunkoll Acrysealant is a heavy acrylic sealant tiles grout.**



- How to use:** Pour 700 g filler in 300 g Sunkoll Acrysealant and mix well, make the mixture which can be used in 15 minutes. Be careful of surface oil, make it grease free. Once the pregrouting has dried, fill the paste with a trowel over the joints of the tiles. Wipe it with a damp sponge after 1 hour.
- Usage:** For filling out surface tile joints, swimming pool, parking tiles and stone joints
- Advantages:** Accelerant UV Being resistant prevents the joint from reopening.
- Packing:** Available in 1 and 4 kg.

## Sunkoll Tiles Cleaner


**The use of Sunkoll Tiles Cleaner removes the hard stone commonly seen as a layer under a plastic / metal bucket in the bathroom.**



- How to use:** 1: 3 (Sunkoll Tiles Cleaner: Water) Spread the tiles cleaner all over the surface, rub and clean thoroughly with a clean trowel.
- Usage:** Sunkoll Tiles Cleaner is especially used on bathtub, washbasin, ceramic and concrete.
- Packing:** Available in 500 ml. and 1 liter

## Sunkoll GP2

**Sunkoll GP2 is a polymer-coated upper foundation concrete grout.**



- How to use:** Wear gloves and goggles before using Sunkoll GP2 Grout. Make a mixture with a blender by adding 4 liters of water to the Sunkoll GP2 grout 25 kg. Bag. This mixture needs to be used in 20 minutes. This made concrete needs to be cured for 7 days.
- Usage:** Both RCC, foundation or cement wall to fill the gap up to 50 mm.
- Advantages:** High strength: M-60 grade material makes the gap easy to fill and reinforces heavy concrete.
- Packing:** Available in 25 kg.



## Sunkoll White Eco Filler

**Sunkoll White Eco Filler is a cement base filler.**

- How to use:** Sunkoll White Eco Filler can be used as white cement by mixing appropriate amount of water.
- Usage:** Bathroom, kitchen joint, waterproofing mix, marble mosaic, cement paint
- Packing:** Available in 1 and 5 kg.



## Sundoflex (S-051)

**Sundoflex (S-051) is a 2-part polysulfide base gun grade sealant.**

- How to use:** Mix both parts of Sundoflex (S-051) in a bucket properly. Refill the mixture in a gun, clean the particles of oil dust etc. and apply the gun on the joint.
- Usage:** Cement Road Joint, R.C.C. Vertical / horizontal wall joint, bridge joint, tunnel where permanent flexible surface is required, the joint does not open as it is a flexible material.
- Packing:** Available in 4 kg.

## Sunkoll PU Sealant


**Sunkoll PU Sealant is a polyurethane base single part sealant.**



- How to use:** Break the capsule and use it with a gun, break the capsule and remove the material from it and apply it with a sheet.
- Usage:** Expansion surface and RCC. In the window of the aluminum plaster board in the joint, in the section filling
- Advantages :** 600% elongation in waterproofing
- Packing:** Available in 600g

## Sunkoll Cover Block

**Sunkoll Cover Block is a cement concrete based block.**



- How to use:** The Sunkoll Cover Block can be maintained inside the slab by tying the rod as required before filling the slab or other column or by placing the rod below the slab as required.
- Usage:** Sunkoll Cover Block is used to keep the TMT bar high from bottom to top according to the size of the slab, beam.
- Advantages:** Sunkoll Cover Block is cemented and easily bonds with concrete.
- Packing:** 15, 20, 25, 30, 50, 75mm



Sunkoll Tiles Leveler

## Sunkoll Tiles Leveler

Sunkoll Tiles Leveler is a useful part made from high quality plastic. Sunkoll Tiles Leveling Pliers are used to fix the tiles leveler.



- How to use:** Sunkoll Tiles Leveler Tiles used to keep tiles above floor level are used to tighten levelers.
- Usage:** Sunkoll Tiles Leveler is useful for leveling joints of vitrified, granite, marble, and tiles.
- Packing:** Pin: Available in 2mm, 3mm, 4mm sizes
- Fasteners:** Available in Universal Size



Sunkoll Leveling Pliers

## Sunkoll Trovel

Sunkoll Trovel



- How to use:** Apply tile adhesive on the wall and on the tiles to maintain the chemical content of SunkollTrovel based on the weight of the tiles. Being the only variant in PVC trovel helps in leveling of multipurpose chemicals.
- Usage:** Chemicals are used to level the tiles to the wall and floor.



## Sunkoll Micro Concrete

Sunkoll NSA Silver is a nonsync floor tiles adhesive.



ATMIYA VIDYA MANDIR  
INTERNATIONAL RESIDENTIAL SCHOOL FOR BOYS




SINCE 1983  
DEVELOPERS













Manufactured & Marketed by :

**SUNKOLL INDUSTRIES LIMITED**  
(Specialized in High Quality Construction Chemicals)

 N.H. 8B, Hadamtada (Guj) INDIA  
 [sunkollindltd@gmail.com](mailto:sunkollindltd@gmail.com)  
 [www.sunkoll.com](http://www.sunkoll.com)  
 Customer Care : +91 70698 82251

**Toll Free : 1800 890 23 43**



Contact us :

